


READ and THINK before you ACT.



Leading through Reading

Relaxing with Art: Doodle and Draw (K-2)

READ

Practice: Saying, "NO!"

Make your voice sound very firm and strong.

Listen to this book.

Respond by saying, "NO" every time you think the pigeon needs to hear the word "no."


Read: [Don't Let the Pigeon Drive the Bus!](#)



THINK

Pretend: Instead of wanting to drive the bus, the pigeon wants to go out for fun during this time when, unless it is necessary, we are staying home. The pigeon wants to go to his afterschool program and to the movies. He wants to eat inside a restaurant and play on the playground with others.










What does the pigeon need to be told?



Rewrite the Story: Write a story where the pigeon asks again and again to go places, but no matter how creatively he asks, the answer is "NO!" Draw a picture to go with your story.

ACT




-  **1. Start with a big letter O.**
(It appears in words like "Mo"!)
-  **2. Now draw a smaller letter O inside of it.**
(You've drawn a doughnut!)
-  **3. Next, you have a choice between two letters—M or W— but draw the letter on its side.**
(You made a beak!)
-  **4. We're going to place the eye next, which is the most important part of the drawing, because the eye shows how the character is feeling. Make sure to darken it in.**
(You always look at the darkest part of a drawing first!)
-  **5. Draw two lines going straight down for the neck.**
-  **6. Next, draw two lines across the neck for the collar.**
-  **7. The body is a circle-angle—a triangle and a circle combined.**
(It kind of looks like an ice cream cone that's fallen over.)
-  **8. The legs are two more lines straight down from the body.**
(Just like the neck!)
-  **9. Almost done! Draw the letter V three times. The first two are upside down for the feet. The third is on its side in the body for the wing.**


FINISHED!

Great job! That's an awesome Pigeon!

Source: [Kennedy Center.org](http://KennedyCenter.org)



See [Mo Willems](#), author of *Don't Let the Pigeon Drive the Bus*, describe his work. See the author draw the pigeon!



[Doodle and draw with shapes!](#)

This at-home educational activity is from the Literacy Coalition of Palm Beach County's literacy-based social emotional learning program.

Read! Lead! Succeed! is made possible with support from Prime Time Palm Beach County, Inc., which receives significant funding for its overall operations from the Children's Services Council of Palm Beach County.

Sharing is caring! Send us a picture of you and your Lead! Read! Succeed! projects to nbirardi@literacypbc.org